

Safa Community School GCSE Value Added Results

SCS Excels and Achieves

EXCEPTIONAL Value Added GCSE Results

Value Added Results Published This Week

This week the official Value Added GL results were published for schools. SCS has returned results in line with the very best UK and international schools. They are hugely impressive. They demonstrate the significant and exceptional input secondary teachers at SCS have added to the GCSE outcomes for all of our students last year.

In short: SCS has, as you will see below, added remarkable value to students' results. The results show that our students have significantly outperformed their CAT4 (Cognitive Ability Test) potentials.

These results have been achieved through our rigorous procedures and high-quality teaching.

Our outstanding GCSE Value Added results are very noteworthy. They demonstrate that our fully inclusive school enables all students to outperform in external international examinations.

What is Value Added? How is it Measured?

Many schools measure and benchmark attainment using student results. Value added (VA) is a fairer and more accurate measure of school performance which takes into account the starting point of each student (a CAT4 assessment) as well as the students' outcomes (i/GCSE or other qualifications).



Safa Community School GCSE Value Added Results

SCS Excels and Achieves

EXCEPTIONAL Value Added GCSE Results

SCS Value Added Results

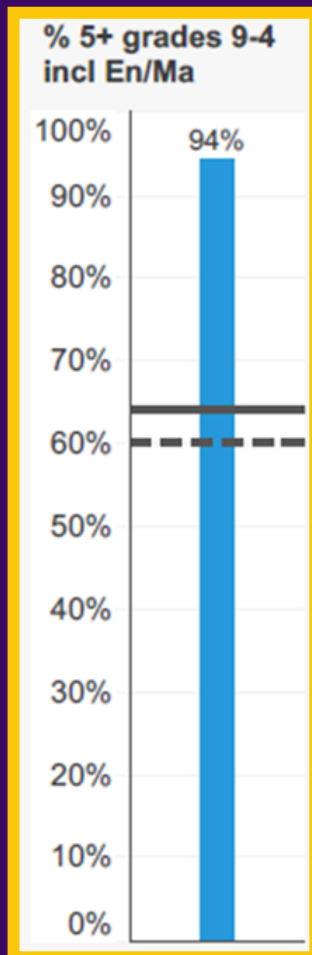
Figure 1: GCSE results for students achieving 5 or more grades at levels 9-4 including level 4 or above in English and mathematics.

Attainment

Black Dotted Line: England average.

Grey Line: Average for international schools.

Blue Bar: represents SCS results.



What Do the graphs Tell Us?

Our students have performed significantly above the UK and international average.

Safa Community School GCSE Value Added Results

SCS Excels and Achieves

EXCEPTIONAL Value Added GCSE Results

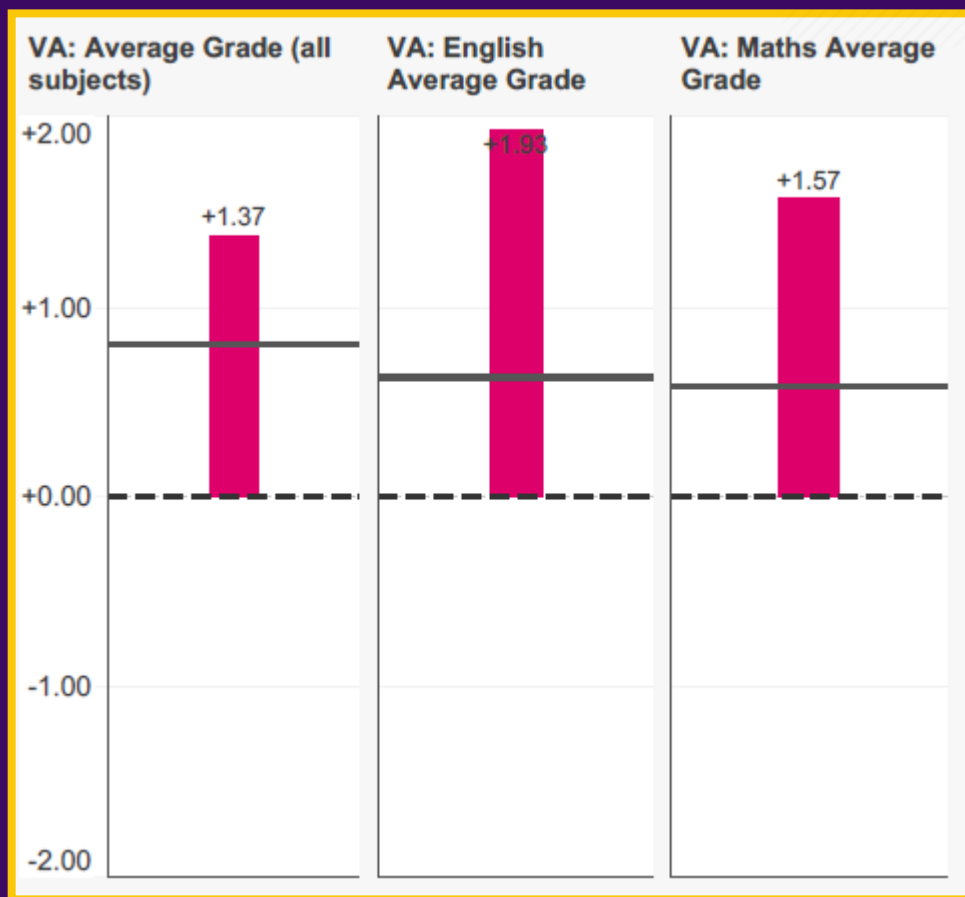

Figure 2: GCSE Value Added Results in English, Mathematics and for all subjects.
Value Added (Compared to UK Schools)

Attainment

Black Dotted Line: England average.

Grey Line: Average for international schools

Pink Bars: represents SCS results.



What Do These Graphs Tell Us?

Across ALL GCSE subjects at SCS ALL students on average achieved **1.37 grades higher than their potential**.

In **mathematics**, on average ALL students achieved a remarkable **1.57 grades above** their CAT4 potential grade.

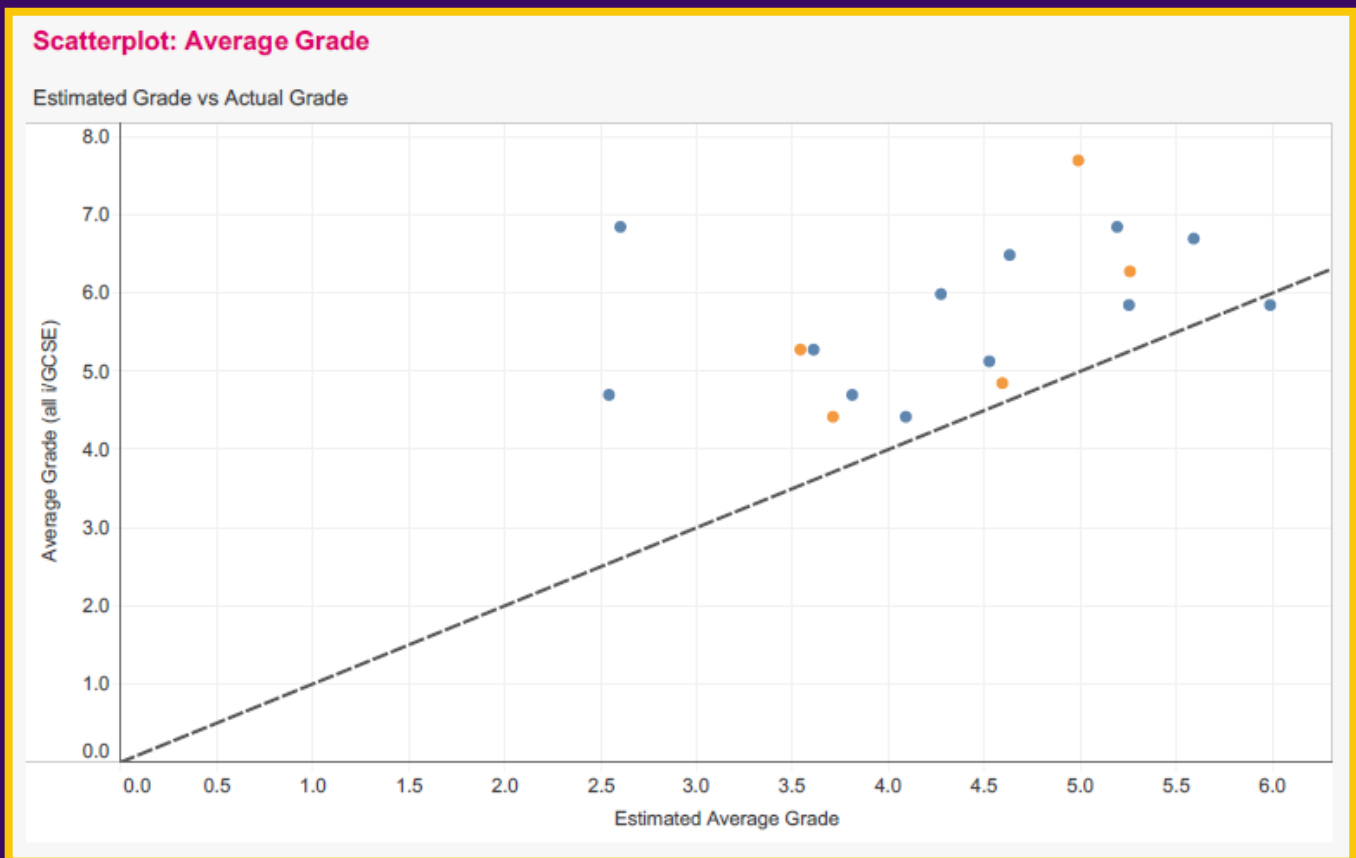
In **English**, students achieved an incredible **1.95 grades**, effectively 2 full grades, ABOVE their CAT4 potential grade.

Safa Community School GCSE Value Added Results

SCS Excels and Achieves

EXCEPTIONAL Value Added GCSE Results

Figure 3: Actual grades achieved against their estimated CAT4 potential



What Does This Graph Tell Us?

SCS students have, in all subjects, significantly achieved **much higher grades** than their CAT4 potentials.



Safa Community School GCSE Value Added Results

SCS Excels and Achieves

EXCEPTIONAL Value Added GCSE Results

Figure 4: Actual English GCSE Grades achieved against Potential CAT4 English grades

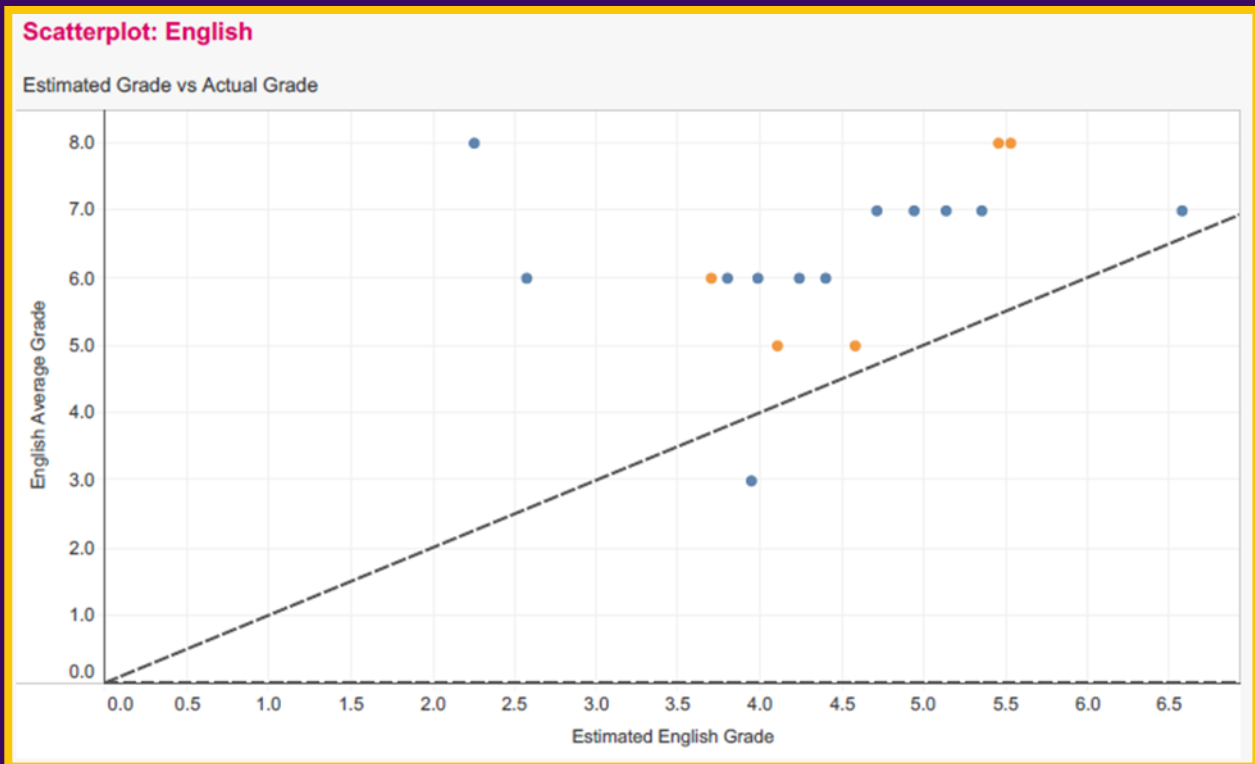


Figure 5: Actual mathematics GCSE Grades achieved against Potential CAT4 mathematics grades

