







BETA

This is a new service. Our feedback survey is currently closed. We plan to re-open it soon.

Baysgarth School

Now published: 2019 16-18 results (except retention measures). Note that key stage 4 data including KS4 MAT (multi-academy trust) results that were due to be published on 23 January will now be published on 6 February. See the [education statistics page](#) for more information.

England average comparators for Attainment 8 and EBacc APS updated following the key stage 4 provisional release.

Address:	Barrow Road, Barton-upon-Humber, DN18 6AE
School type:	Community school 
Education phase:	Secondary and 16 to 18
Gender of entry:	Mixed
Ofsted rating:	 Good  Inspected 03 Oct 2017
Local authority:	North Lincolnshire
Headteacher/ Principal:	Mr R Briggs
Age range:	11 to 18
Religious character:	Does not apply
Admissions policy:	Non-selective 
Unique reference:	118109
Website:	School website
Apply for a place:	Secondary
Financial information:	Schools financial benchmarking 
Further information:	Get information about schools 
Compare similar schools:	Secondary

Year 2019 (provisional) ▼

▼ [About these results](#)

This page shows [provisional](#) results for pupils who completed [key stage 4](#) in the summer of 2019. The provisional results were published in October 2019. In January 2020 we will publish revised figures which will include updates, for example due to late results, amendments following re-mark requests and pupil changes made via the schools checking exercise. The revised figures will include more detailed breakdowns than the provisional data.


Progress 8 score ?

Above average 0.41


Entering EBacc ?




Staying in education or entering employment ?




Grade 5 or above in English & maths GCSEs ?



Attainment 8 score



EBacc average point score



Pupil destinations

About this data

▼ [Abbreviations](#)

- LOWCOV = Low coverage: shown for the 'value added' measure and coverage indicator where schools have less than 50% of pupils included in calculation of the measure
- NA = Not applicable: figures are either not available for the year in question, or the data field is not applicable to the school or college
- NE = No entries: the school or college did not enter any pupils or students for the qualifications covered by the measure
- NEW = New school or college
- NP = Not published: for example, we do not publish Progress 8 data for independent schools and independent special schools, or breakdowns by disadvantaged and other pupils for independent schools, independent special schools and non-maintained special schools
- SP = Small percentage: the number is between 0% and 0.5%
- SUPP = Suppressed: in certain circumstances we will suppress an establishment's data. This is usually when there are 5 or fewer pupils or students covered by the measure (29 for apprenticeships measures). We avoid making these figures public to protect individual privacy. We may also suppress data on a case-by-case basis.

▼ [Further guidance](#)

Figures in the performance tables will only include those qualifications documented on the list of approved qualifications for the performance tables.

Guidance and supporting documentation on school performance tables:

[How to interpret the data \(opens in a new window\)](#)

[How we report the data \(opens in a new window\)](#)

[Methodology and technical documents \(opens in a new window\)](#)

[Guidance on approved qualifications \(opens in a new window\)](#)

State-funded schools (local authority maintained schools and academies) are held to account for their performance against these measures. We publish results for independent schools, but they are not accountable against these measures.

